

ALPINE

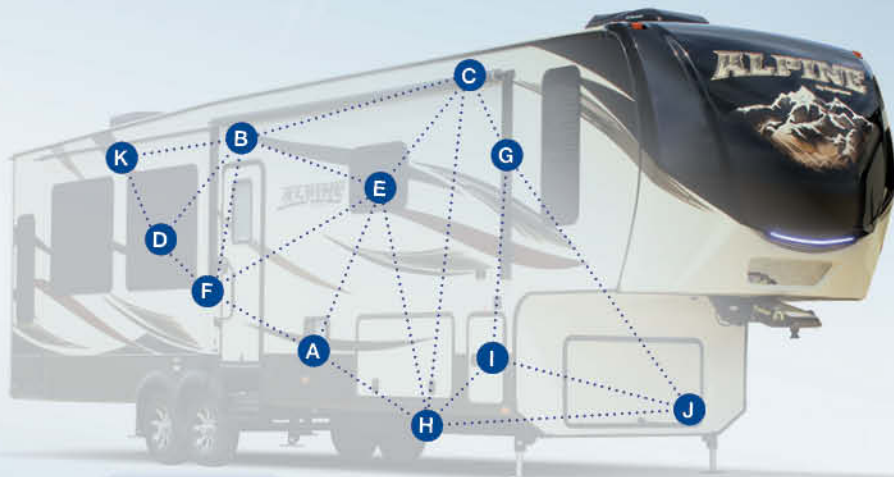
FULL TIME CAMPING. *Refined.*



WWW.KEYSTONERV.COM/ALPINE



Relax. You're iN·Command™



Display Commander

Monitor and Control Functions

The iN-Command™ system gives you total control over your Keystone RV's functions and features like never before.

- A** Turn on and off the water pump and water heater. This system enables you to select between electric or propane fuel sources, or both.
- B** Turn on and off exterior lights.
- C** Turn on and off awning lights.
- D** Turn on and off interior lights.
- E** Control customized lighting zones such as main, dinette, mood, and night lights; even "all on, all off".
- F** Extend and retract slide rooms.
- G** Extend and retract patio awnings.
- H** Monitor status of your fresh, gray and black water holding tanks.
- I** Check your battery status.
- J** Start/Stop on-board generator with running status.
- K** Rename your slide-rooms and lighting groups to any name you choose to make it easy to remember.



FINALLY A SYSTEM YOU CAN TRUST.

iN-Command™ by JENSEN® embraces the next generation of controls for your Keystone RV by acting as the central hub of operations and puts you at the helm using your preferred smart device. But how does this all-encompassing system work? What, exactly, does it monitor and control? Let's take a closer look at iN-Command piece by piece.

The Display Commander is your primary point of contact with iN-Command. All of the switches and monitoring panels that have cluttered up interior walls in the past are integrated into this one sleek, touch screen monitor. What really makes the Display Commander stand out, however, is that it can be controlled remotely with a smart device using the free JENSEN iN-Command mobile app. This app performs all of the same functions as the Display Commander, but from the convenience of your mobile device.



- ✓ **Never lose your controller**
- ✓ **Multiple Users**
- ✓ **When you have your phone, you're iN-Command**

FULL TIME CAMPING

Comfort

-14° Outside



72° Inside

Alpine now has the industry's highest rated heating pads safely protecting the holding tanks. With an impressive list of industry-leading construction advancements, Alpine sets the bar in four season living.

Not everyone needs this kind of protection, but when four season comfort becomes important, make sure you demand the very best... demand an Alpine!

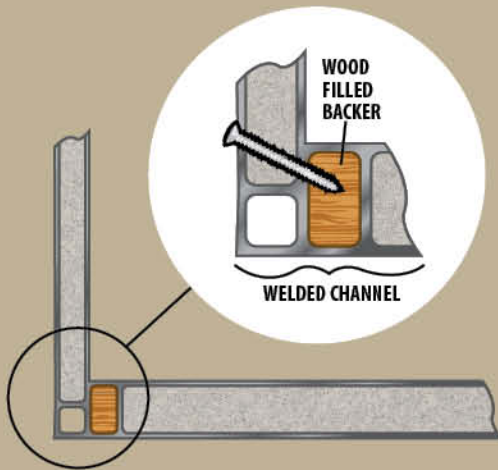


FURRION®

RV CHEF COLLECTION

The RV chef collection is not just a name, its an idea. A vision of contemporary design and absolute control to master any type of cooking. But we didn't stop there, we've made Furrion's gas appliances more intuitive and safer than any other appliance in the industry. Cook with precision, consistency and safety that no other RV appliance can deliver.

- ✓ Chef inspired stainless steel three burner cook top
- ✓ Chef inspired contemporary large oven with enhanced safety features
- ✓ Over-the-range 1.5 cu. ft. convection microwave



TRUE WALL 2X CHANNEL TECHNOLOGY

- ✓ 110 CU. FT. OF LIVING SPACE IN UNITS - WIDE BODY 2X
- ✓ CUSTOM EXTRUDED ALUMINUM SUPPORT CHANNEL
- ✓ WELDED FOR MAXIMUM STABILITY
- ✓ PATENT PENDING



30,000 BTU WHISPER AIR SYSTEM

- Residential cold air return
- "Whisper Deluxe" HVAC System (Quietest cooling system ever developed)
- Most Powerful heating (35,000 BTU) and AC system (30,000 BTU). *One 16,500 BTU electric heat pump in living room.*
- Programmable dual zone controlling air conditioner w/digital thermostat for multi zone comfort
- Looped dual system for continuous flow
- Whisper system (both living room and bedroom)



ALPINE

FULL TIME CAMPING

Style

3501RL SHOWN IN
FOREST FLOOR DECOR

*SIMILAR FLOOR PLAN WITH 18 CU. FT. RESIDENTIAL REFRIGERATOR IS AVAILABLE AS 3011RE



*SIMILAR FLOOR PLAN WITH 18 CU. FT. RESIDENTIAL REFRIGERATOR IS AVAILABLE AS 3301GR



*SIMILAR FLOOR PLAN WITH 18 CU. FT. RESIDENTIAL REFRIGERATOR IS AVAILABLE AS 3401RS



*SIMILAR FLOOR PLAN WITH 18 CU. FT. RESIDENTIAL REFRIGERATOR IS AVAILABLE AS 3501RL



ALPINE FLOOR



SPECIFIC

MODEL	SHIPPING WEIGHT	CARRYING CAPACITY	HITCH	LENGTH*	WIDTH
3010RE	11945	3055	2445	34' 1"	8' 4"
3300GR	11885	3115	2235	34' 7"	8' 4"
3400RS	12055	2945	2430	36' 4"	8' 4"
3500RL	13450	2050	2670	39'	8' 4"
3650RL	12775	2725	2645	39' 4"	8' 4"
3660FL	13620	1880	2950	39' 1"	8' 4"
3900RE	12970	2530	2955	39' 1"	8' 4"

DISCLAIMER: Product information is as accurate as possible as of the date of publication of this brochure. All features, floor plans, and specifications in this brochure are subject to change without notice. Please also consult Keystone's web site at www.keystonerv.com for more current product information and specifications. Tow Vehicle Disclaimer. CAUTION: Owners of Keystone recreational vehicles are solely responsible for the selection and proper use of tow vehicles. All customers should consult with a motor vehicle manufacturer or their dealer.

ALPINE PLANS



CONFIGURATIONS

HEIGHT	FRESH WATER	WASTE WATER	GRAY WATER	LPG	AWNING
13' 4"	66	49	83	60	16'
13' 4"	66	49	83	60	16'
13' 4"	66	49	83	60	16'
13' 4"	66	49	83	60	16'
13' 4"	66	44	78	60	18'/11'
13' 4"	66	44	68	60	14'
13' 4"	66	49	83	60	16'

concerning the purchase and use of suitable tow vehicles for Keystone products. Keystone disclaims any liability or damages suffered as a result of the selection, operation, use or misuse of a tow vehicle. KEYSTONE'S LIMITED WARRANTY DOES NOT COVER DAMAGE TO THE RECREATIONAL VEHICLE OR THE TOW VEHICLE AS A RESULT OF THE SELECTION, OPERATION, USE OR MISUSE OF THE TOW VEHICLE. *Length is defined as the distance from the center line of hitch pin/coupler to rear bumper of trailer. Add 6 inches for MDR/ryde pin box. ** Add 6 inches for second A/C. *Length is defined as the distance from the centerline to the hitch pin/coupler to rear bumper of the trailer.

*SIMILAR FLOOR PLAN WITH 18 CU. FT. RESIDENTIAL REFRIGERATOR IS AVAILABLE AS 3651RL



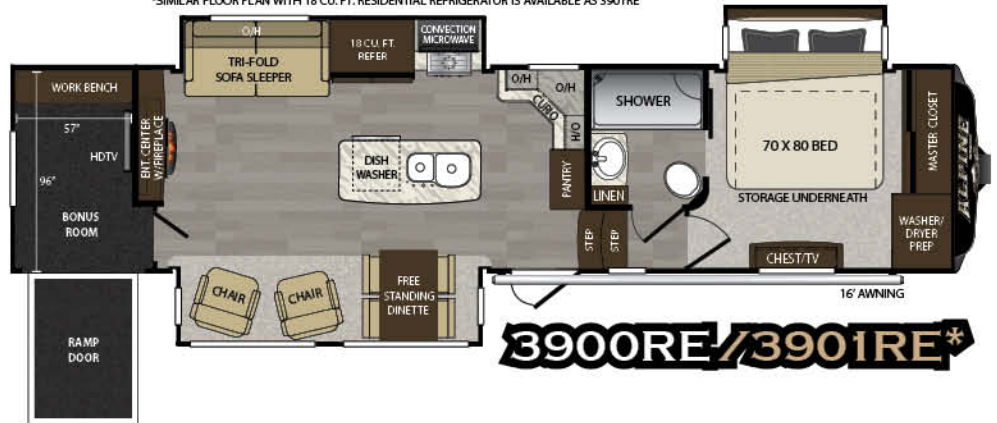
3650RL/3651RL*

*SIMILAR FLOOR PLAN WITH 18 CU. FT. RESIDENTIAL REFRIGERATOR IS AVAILABLE AS 3661FL



3660FL/3661FL*

*SIMILAR FLOOR PLAN WITH 18 CU. FT. RESIDENTIAL REFRIGERATOR IS AVAILABLE AS 3901RE



3900RE/3901RE*

Stay in Touch



Alpine is always just a touch away. You'll find 360 virtual tours, location of your nearest dealer, photos, videos and all of the latest information about Alpine on our easy to navigate website. Everything you need can be accessed anytime, day or night, from home or on the road. You can also find us on the Keystone RV facebook.

www.keystonerv.com/Alpine



A



B



E



F

FULL TIME CAMPING *Features*

A. OVERSIZED PASS THROUGH STORAGE: Alpine boasts the industry's largest pass-through storage compartments at roughly 200 cubic feet of capacity. This area is finished with heavy duty vinyl flooring that is easy to clean, four d-ring tie down brackets, 110 volt electrical outlet and TV and cable hook-ups.

B. TRI-FOLD SLEEPER SOFA: Each Alpine model is equipped with a tri-fold hide-a-bed sleeper sofa. These quickly convert to comfortable extra sleeping areas.

C. RESIDENTIAL REFRIGERATOR: Stainless steel with 70% more storage than the largest RV refrigerators means making a few less trips to the grocery store (select floor plans)

D. DEEP SPLIT BOWL SINK: Makes it easy to fit large pots and pans

E. DIRT DEVIL CORDLESS VACUUM: Compact, powerful vacuum that stores easily.

F. The Alpine's FULLY ENCLOSED AND HEATED "WATER WORKS": Compartment houses your dump valves, low point drains, exterior high pressure sprayer, black tank flush hookup, quick winterization kit and city water hookups.

G. FRAMELESS WINDOWS: Adds to the sleek and luxurious look of the Alpine exterior.

H. "SLAM" BAGGAGE DOORS: Storage compartments are easy to access in the Alpine thanks to the motorhome style "slam" baggage doors. These compartment doors feature easy opening pad handles with locks for added security of your stored valuables.

I. DISHWASHER: Stainless steel dishwasher conveniently located in the kitchen.

J. UNDERNEATH BED STORAGE: Plenty of additional storage space underneath the bed.

K. LARGE ONE PIECE RESIDENTIAL SHOWER WITH SEAT AND DEDICATED LINEN CLOSET: Every Alpine has a large sturdy shower with built-in seat. Our full-time campers love the dedicated linen closets.

L. BIKE HITCH: Is perfect for bringing your bikes along with you.

M. REAR CAMERA: Each unit is prepped and ready for a back-up or observation camera. These cameras improve operational safety and convenience for helping you maneuver into tight spaces.


N. LOAD RANGE "G" TIRES: Increases load capacity by up to 12% and strength 24% vs. Load Range "E" tires.

O. "SOLID STEP" QUAD ENTRY STEPS: Alpine customers love our wide and sturdy entry steps that provide safe and convenient access to the RV.


P. DEXTER SUSPENSION: 1/2" shackles and greasable fittings, provide strength and a comfortable ride.



G



H



I



C REAL STAINLESS STEEL



D



J



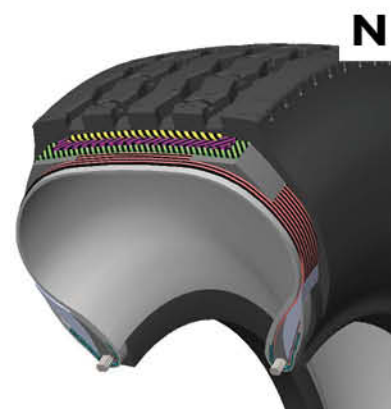
K



L



M



N



O



P

ALPINE

-14° FULL TIME CAMPING Construction

With an impressive list of industry-leading construction advancements, Alpine sets the bar in four season living.

WALL CONSTRUCTION (R-10)

1. High Gloss fiberglass exterior walls, baggage doors, and entry door
2. Dual 1/8" luan backers with staggered seams
3. High density block foam insulation
4. Radius window corner blocks for additional integrity
5. 2" Welded aluminum sidewall studs
6. Fiberglass batten insulation
7. Thermo-foil insulation
8. Patented fiberglass cap with 4mm coated graphics
9. Metal backing strips for added support
10. Cambered steel cap backing for increased turning radius - "Max Turn" Thermo-foil insulation

ROOF CONSTRUCTION (R-28)*

11. One-piece T.P.O. roof with 12-year warranty
12. 3/8" Fully walkable roof decking
13. Thermo-Foil insulation
14. Fiberglass batten insulation
15. 1/8" Ceiling decking with vinyl protection
16. Vented attice allowing air flow and circulation

FLOOR CONSTRUCTION (R-40)*

17. Residential grade high density Shaw 28 oz. carpet with stain protection
18. Residential grade carpet padding
19. Floor wrap, wood backing, aluminum structure, and Astro-Foil insulation, thermo-insulation
20. Thermo-Shield holding tank protection system featuring: one piece fluted polypropylene fully enclosed subfloor, fiberglass batten insulation, heating pads and ducted heat

TIRES AND CHASSIS

21. 12" steel "powder coated" steel I-beams
22. Load range "G" tires
23. EZ-Lube 8 lug, 7,000lb axles
24. EZ-Flex Suspension with 1/2" steel shackles and 8 greasable fittings with brass bushings



ONE TOUCH 6-POINT LEVEL-UP SYSTEM



One touch **AUTO LEVEL** feature!



- ✓ Power up/power down system that weighs less than 80 lbs. TOTAL, but can lift 60,000 lbs!
- ✓ Leveling jacks operate in pairs, eliminating the worry of twisting and damages
- ✓ Extruded jack legs made of 6061-TG anodized aluminum alloy

STANDARDS & OPTIONS

EXTERIOR FEATURES

- Rear accessory hitch
- Solar prep
- Rear observation camera prep
- G rated tires
- Heavy duty 7,000lb axles
- Easy lube axles
- 12" -Beams with Z-frame technology
- "No Sweat" vented attic system
- 50 AMP service w/ detachable power cord
- Hydraulic selector valves for slideouts
- Hydraulic front landing jacks w/ 8" diameter all-terrain landing pads
- Gutters w/ rain spouts
- Rear Ladder
- One-Touch electric awning package w/ adjustable arms
- Tinted 80% safety-glass windows
- MAX TURN high-gloss fiberglass front cap and rear with 30% better turning radius, aerodynamic design w/ 18% better drag efficiency and hitch assist back up mirror
- High Gloss exterior sidewalls, baggage doors, and entry door
- Class "A" style dual latch "slam" baggage doors
- Super-size 6'4" tall, 30" wide entry door
- Deluxe Graphics package
- High Gloss fiberglass rear cap
- One piece polypropylene underbelly
- 12V heat pad holding tanks

ALL-IN-ONE "WATERWORKS" EXTERIOR UTILITY CENTER

- Easy siphon winterization system
- Water heater bypass
- Enclosed low point drain valves
- Ducted heat for cold weather protection
- Dump valves (most models)
- 110V outlet
- Black tank spray hookup

SUSPENSION

- Improved impact absorption
- Improved axle equalization
- 8 Greasable "wet" bolts
- Long lasting 1/2" steel shackle plates
- Long lasting bronze bushings

UPGRADED APPLIANCE PACKAGE

- Furrion RV Chef Kitchen Collection
- 30" convection oven/microwave
- 12 Gallon DSI 2-way water heater
- 35,000BTU furnace
- Digital "Smart" Thermostat with dual zone capability

- Heavy duty residential ball bearing drawer guides
- Extra deep, fully extendable drawers
- Stainless steel dishwasher

DELUXE SOLID SURFACE PACKAGE

- Solid surface countertops
- Solid surface sink cover
- Stainless steel extra deep sink w/ dual bowls
- High rise, single lever kitchen faucet w/sprayer
- Maximized kitchen storage w/ more drawers and pantry space

INTERIOR FEATURES

- Tri-fold sofa
- 2 high back custom dinette chairs
- Folding chairs (2)
- Extra tall 6' 8" main slide height
- MCD day/night roller shades
- Ceiling fan with upgraded lighting fixtures
- Electric roof vent in kitchen
- LP leak detector
- Translucent glass shower door
- Hand held massaging shower head
- Skylight over shower
- Porcelain toilet
- Single level master bedroom suite
- "Cloud Nine" 70" x 80" pillow top king bed mattress
- Residential style headboard w/shelves
- Cross ventilation bedroom windows where available
- Quilted bedspread and pillows

NORTH-FACE-INSULATION PACKAGE

- Triple insulated
- Heated basement
- Heat ducting to tanks with heated padding
- Heated "Water Works" area
- Class "A" style slam baggage doors
- High gloss sidewalls & doors
- Electric one-touch awning w/LED lights

WHISPER AIR-BUNDLE

- Two 15,000BTU air conditioners w/ cold air return vents
- Digital "Smart" Thermostat with dual zone capability
- One 16,500 BTU electric heat pump standard
- Fully programmable dual zone temperature control

DARE TO COMPARE

- Maximized kitchen storage w/more drawers and pantry space
- Cedar lined walk-in closet
- Washer/dryer prep
- Cloud Nine pillow top mattress
- 100" wide body construction
- Summit slides with super sized windows
- Pearl Oyster exterior with dyed rear cap
- Custom painted front cap
- Hidden hinges at cabinet doors
- Amish quality, hardwood cabinetry and fascia
- Front and rear exterior LED lighting
- 32" bedroom TV

OPTIONS

- Generator prep
- Dual pane windows
- Full body paint
- 5500 LP generator
- Samsung residential refrigerator (mandatory on 301IRE, 330IGR, 340IRS, 350IRS, 365IRS, 366IFL and 390IRE)



MORE FULL TIME RVERS THAN ANY OTHER COMPANY IN THE INDUSTRY!

There are more full time Keystone campers on the road than any other towable company in North America. With the most efficient, well developed warranty, parts and service group. Keystone RV provides unprecedented support and confidence to all Keystone brand customers.

*REFERENCE KEYSTONE RV COMPANY OWNERS MANUAL FOR LIMITED WARRANTY DETAILS



INTERIOR DECOR OPTIONS




FOREST FLOOR



IRONGATE



URBAN LOFT



FULL PAINT OPTIONS

Choose between three different full paint options. Full paint options are available on all Alpine fifth wheels.



Midnight Merlot

Arctic Sky

Malibu Sand

BUY LOCALLY
PURCHASING YOUR RV LOCALLY

It's up to you where you purchase your new Alpine, but may we suggest your local dealer? Not only does it help your local economy and provide jobs, but it will also give you an opportunity to develop a service relationship with someone that will come to know you and your coach. Congratulations on finding the best built, best equipped, best value in the industry, and happy travels!

YOUR LOCAL DEALER:

LA MESA REC VAN

LaMesaRV.com
800-496-8778

VISIT OUR WEBSITE TO VIEW INTERIOR PHOTOS,
360 VIRTUAL TOURS AND MUCH MORE.



ALPINE

www.keystonerv.com/Alpine



2642 Hackberry Drive
PO Box 2000
Goshen, IN 46527-2000
(574) 535-2100



Keystone RV Company

www.keystonerv.com

Product information is as accurate as possible as of the date of publication of this brochure. Features, floor plans, and specifications are subject to change without notice. Please also consult Keystone's web site at www.keystonerv.com for more current product information and specifications. Tow Vehicle Disclaimer: CAUTION: Owners of Keystone recreational vehicles are solely responsible for the selection and proper use of tow vehicles. All customers should consult with a motor vehicle manufacturer or their dealer concerning the purchase and use of suitable tow vehicles for Keystone products. Keystone disclaims any liability or damages suffered as a result of the selection, operation, use or misuse of a tow vehicle. KEYSTONE'S LIMITED WARRANTY DOES NOT COVER DAMAGE TO THE RECREATIONAL VEHICLE OR THE TOW VEHICLE AS A RESULT OF THE SELECTION, OPERATION, USE OR MISUSE OF THE TOW VEHICLE. *Length is defined as the distance from the centerline to the hitch pin/coupler to rear bumper of the trailer.